



# **ARENA FIREFLOW COLLECTION**

*Designed in collaboration with our **Elite Team of Olympic and World Champion swimmers**, arena's 2024 Olympic Collection is the first one in which athletes - our constant and main source of inspiration - actively contributed to the creation process of the product.*



*We all know that gold medals are not won just with physical prowess. An athlete's mental fortitude is as critical as much as their power and strength to achieve and perform at the highest level.*

*Thanks to our athletes' personal inputs, our design team created a concept that draws inspiration from a specific mental state they experience - especially during competition.*



*This concept draws from the nuances and experiences they all share in their quest to be the best; we refer to this mindspace as **FIREFLOW**.*





# Flowing with water. Fueled by fire.

*The **FIRE** in **FIREFLOW** is how Elite Athletes represent the competitive spirit, passion, dedication, and perseverance that drives them to be their best.*

*It's the fire that burns deep inside – often impulsive and instinctual – that can, at times, be difficult to tame and control.*

*The same fire that keeps them going through intensive training, setbacks and injuries and that allows them to be their best when the time calls.*

*The **FLOW** in **FIREFLOW** is a mental state that is achieved through the inner balance of heightened awareness and control. This control is expressed through the idea of state of focus and concentration; it is about trusting yourself, feeling the rhythm and going with the wave. It is this zen-like state of control, where one is calm, focused, and able to respond to the world in a measured and thoughtful way, that is represented by Elite Athletes with water, that harnesses the fire within and allows for extraordinary achievements when everything is on the line.*

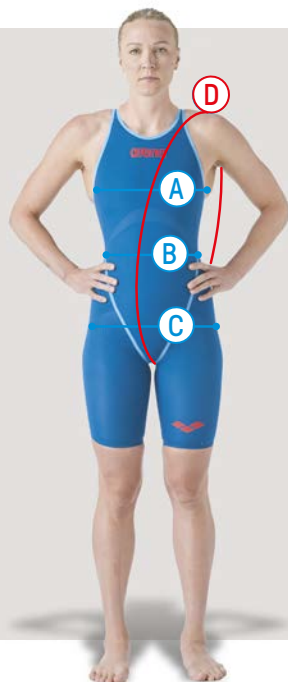
*It's no wonder that in alchemy, water and fire are often seen as two opposing forces that represent different aspects of the human psyche and the universe. The two elements are both depicted with a triangle, downward for water and upward for fire.*

*And when the two of them combine, that's when the magic happens.*

# SIZING SYSTEMS

## POWERSKIN RANGE

### SIZING SYSTEM WOMAN



POINTS CM BODY MEASURES IN CM

POINTS	CM	BODY MEASURES IN CM									
A	Chest	79-84	84-89	89-94	89-94	89-94	94-98	94-98	98-102	102-106	106-110
B	Waist	62-66	66-70	66-70	70-74	70-74	74-78	74-78	78-82	82-86	86-90
C	Hips	80-85	85-90	85-90	90-95	90-95	95-100	95-100	100-105	105-110	110-115
D	Torso Loop	136-143	146-153	150-156	156-163	160-166	166-173	170-176	171-178	176-183	181-188

F	28	30	30 L*	32	32 L*	34	34 L*	36	38	40
USA/UK	22	24	24 L*	26	26 L*	28	28 L*	30	32	34
IT	32	34	34 L*	36	36 L*	38	38 L*	40	42	44
D	26	28	28 L*	30	30 L*	32	32 L*	34	36	38

\* LONG TORSO SIZES (L) ARE ONLY AVAILABLE FOR POWERSKIN PRIMO

### SIZING SYSTEM MAN



POINTS CM BODY MEASURES IN CM

B	Waist	65-70	70-75	75-80	80-85	85-90	90-95	95-100
D	Hips	80-85	85-90	90-95	95-100	100-105	105-110	110-115

F	55	60	65	70	75	80	85
USA/UK	22	24	26	28	30	32	34
IT	36	38	40	42	44	46	48
D	00	0	1	2	3	4	5

**FINA (INTERNATIONAL SWIMMING FEDERATION) HAS BECOME WORLD AQUATICS.**

Fina approved products will carry either the “Fina approved” or the new “World Aquatics approved” Homologation label.



APPROVED

**BOTH HOMOLOGATIONS WILL BE VALID AND EQUIVALENT.**

POWERSKIN PRIMO

# FEEL THE INCREDIBLE.



Engineered with

**>|HYPERFORCE|<**  
THE TENSOELASTIC FABRIC

FLEXIBILITY

COMPRESSION



## PERFECT FIT

The first arena technical racing suit available in Long Torso sizes for a customized fit and less shoulder-strap pressure.



## CORE STABILITY AND REAL-TIME FEEDBACK

X-Tape construction connects the hips to the upper body and provides sensory feedback on excessive torso rotation.



## COMPRESSION MEETS FLEXIBILITY

Our most powerful compression combined with extraordinary elasticity thanks to the one-of-a-kind Hyperforce fabric: the first ever tensoelastic fabric.



## SUPERIOR HYDRODYNAMICS

Flow channeling fabric technology improves surface drag and hydrodynamics on key surfaces.



## ADJUSTABLE FIT

All-new construction and increased fabric elasticity allow a variable waist height from low to high.



## STREAMLINED BODY POSITION

Double taped hamstring power bands and internal construction provide powerful support to lift hips and aid in leg extension.

008678 - POWERSKIN PRIMO LE JAMMER

Engineered with  
**>)HYPERFORCE(<**  
THE TENSOELASTIC FABRIC

**POWERSKIN  
PRIMO**

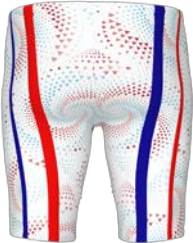
Composition

**OUTER SHELL**  
60% Elastane  
40% Polyamide

**INSIDE LINING**  
65% Polyamide  
35% Elastane

**Colours**  
950 fireflow

**Sizes**  
55-85



950

008680 - POWERSKIN PRIMO LE SL OB

Engineered with  
**>)HYPERFORCE(<**  
THE TENSOELASTIC FABRIC

**POWERSKIN  
PRIMO**

Composition

**OUTER SHELL**  
60% Elastane  
40% Polyamide

**INSIDE LINING**  
65% Polyamide  
35% Elastane

**Colours**  
950 fireflow

**Sizes**  
28-40



950

008679 - POWERSKIN PRIMO LE SL CB

Engineered with  
**>)HYPERFORCE(<**  
THE TENSOELASTIC FABRIC

**POWERSKIN  
PRIMO**

Composition

**OUTER SHELL**  
60% Elastane  
40% Polyamide

**INSIDE LINING**  
65% Polyamide  
35% Elastane

**Colours**  
950 fireflow

**Sizes**  
28-40




950

## 006314 - POWERSKIN CARBON GLIDE LE JAMMER

Engineered with  
 CARBON FIBER**POWERSKIN**  
**CARBON GLIDE****Composition****OUTER SHELL -FABRIC 1**  
**(HIDROGLIDE)**58% Polyamide  
42% Elastane**OUTER SHELL -FABRIC 2**64% Polyamide  
34% Elastane  
2% Carbon Fiber**INSIDE LINING**65% Polyamide  
34% Elastane  
1% Carbon Fiber**Colours**

950 fireflow

**Sizes**  
55-85

950

## 006310 - POWERSKIN CARBON GLIDE LE OB

Engineered with  
 CARBON FIBER**POWERSKIN**  
**CARBON GLIDE****Composition****OUTER SHELL -FABRIC 1**  
**(HIDROGLIDE)**58% Polyamide  
42% Elastane**OUTER SHELL -FABRIC 2**64% Polyamide  
34% Elastane  
2% Carbon Fiber**INSIDE LINING**65% Polyamide  
34% Elastane  
1% Carbon Fiber**Colours**

950 fireflow

**Sizes**  
28-40

950

## 006312 - POWERSKIN CARBON GLIDE LE CB

Engineered with  
 CARBON FIBER**POWERSKIN**  
**CARBON GLIDE****Composition****OUTER SHELL -FABRIC 1**  
**(HIDROGLIDE)**58% Polyamide  
42% Elastane**OUTER SHELL -FABRIC 2**64% Polyamide  
34% Elastane  
2% Carbon Fiber**INSIDE LINING**65% Polyamide  
34% Elastane  
1% Carbon Fiber**Colours**

950 fireflow

**Sizes**  
28-40

950



## 006344 - POWERSKIN CARBON AIR2 LE JAMMER

Engineered with  
 CARBON FIBER**POWERSKIN**  
**CARBON AIR<sup>2</sup>****Composition****OUTER SHELL**65% Polyamide  
34% Elastane  
1% Carbon Fiber**INSIDE LINING**65% Polyamide  
34% Elastane  
1% Carbon Fiber**Colours**

950 fireflow

**Sizes**

55-85



950

## 006341 - POWERSKIN CARBON AIR2 LE OB

Engineered with  
 CARBON FIBER**POWERSKIN**  
**CARBON AIR<sup>2</sup>****Composition****OUTER SHELL**65% Polyamide  
34% Elastane  
1% Carbon Fiber**INSIDE LINING**65% Polyamide  
34% Elastane  
1% Carbon Fiber**Colours**

950 fireflow

**Sizes**

28-40



950

## 006342 - POWERSKIN CARBON AIR2 LE CB

Engineered with  
 CARBON FIBER**POWERSKIN**  
**CARBON AIR<sup>2</sup>****Composition****OUTER SHELL**65% Polyamide  
34% Elastane  
1% Carbon Fiber**INSIDE LINING**65% Polyamide  
34% Elastane  
1% Carbon Fiber**Colours**

950 fireflow

**Sizes**

28-40



950



# SIZING SYSTEMS

## S W I M W E A R

### SIZING SYSTEM WOMAN



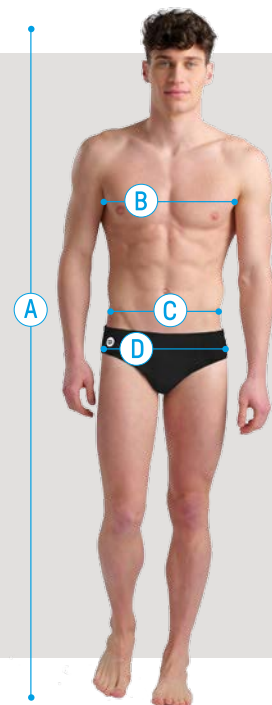
#### POINTS CM BODY MEASURES

POINTS	CM	100	115	125	145	163	165	166	168	170	172	174
A	Height	100	115	125	145	163	165	166	168	170	172	174
B	Chest	50	55	60	65	70	75	80	85	90	95	100
C	Breast	50	55	60	65	75	80	85	90	95	100	105
D	Waist	50	53	55	57	58	63	65	70	75	80	85
E	Hips	53	60	70	79	87	88	90	95	100	105	110

#### WATERWEAR SIZE RANGE

F	24	26	28	30	32	34	36	38	40	42	44
USA	18	20	22	24	26	28	30	32	34	36	38
UK	18	20	22	24	26	28	30	32	34	36	38
I	28	30	32	34	36	38	40	42	44	46	48
D	110JR	116JR	128JR	152JR	30	32	34	36	38	40	42
AUS	4-5	6-7	8-9	10-11	12-13	14-15	6	8	10	12	14

### SIZING SYSTEM MAN



#### POINTS CM BODY MEASURES

POINTS	CM	100	115	125	145	165	166	168	172	178	180	182	184
A	Height	100	115	125	145	165	166	168	172	178	180	182	184
B	Chest	50	55	60	72	84	88	90	95	100	105	110	115
C	Waist	50	55	59	64	69	73	75	80	85	90	95	100
D	Hips	52	60	70	77	84	88	90	95	100	105	110	115

#### WATERWEAR SIZE RANGE

F	45	50	55	60	65	70	75	80	85	90	95	100
USA/UK	18	20	22	24	26	28	30	32	34	36	38	40
I	32	34	36	38	40	42	44	46	48	50	52	54
D	100JR	110JR	128JR	140JR	1	2	3	4	5	6	7	8
AUS	4-5	6-7	8-9	10-11	8	10	12	14	16	18	20	22

008597 – WOMEN'S ARENA ONE FIREFLOW SWIMSUIT DOUBLE CROSS



**FEATURES**  
Medium cut  
Double Cross One back  
• Front lining  
•• Fully lined

**COLOURS**  
845 blue river-red-black multi  
485 red-blue river-white multi



• 845



•• 485

**SIZES**  
30-44

008598 – WOMEN'S ARENA FIREFLOW SWIMSUIT CHALLENGE BACK



**FEATURES**  
High cut  
Challenge back  
• Front lining  
•• Fully lined

**COLOURS**  
550 black-multi black  
810 blue river-white multi



• 550



•• 810

**SIZES**  
24-44


008599 – MEN'S ARENA FIREFLOW SWIM BRIEFS

 **MAXLIFE** *ECO*


**FEATURES**

- 7 cm
- **Front** lining
- **Fully** lined

**COLOURS**  
550 black multi  
810 white multi



• 550



•• 810

**SIZES**  
45-100

008600 – MEN'S ARENA FIREFLOW SWIM JAMMER

 **MAXLIFE** *ECO*

- FEATURES**  
**Front** lining  
45 cm

**COLOURS**  
550 black-black multi  
710 navy-white multi



550




710

**SIZES**  
65-100

# SIZING SYSTEMS

## SPORTSWEAR



### POINTS CM BODY MEASURES

POINTS	CM	BODY MEASURES						
A	Height	168	172	178	180	182	184	186
B	Chest	90	95	100	105	110	115	120
C	Breast	75	80	85	90	85	100	105
D	Waist	90	95	100	105	110	15	120

### SIZE RANGE

F	XS	S	M	L	XL	XXL	3XL
UK	XS	S	M	L	XL	XXL	3XL
USA	XS	S	M	L	XL	XXL	3XL
I	XS	S	M	L	XL	XXL	3XL
D	XS	S	M	L	XL	XXL	3XL
AUS	XS	S	M	L	XL	XXL	3XL



**008612 – ARENA FIREFLOW HOODED SWEAT INSERTS**

REGULAR FIT

**COMPOSITION**

BRUSHED BABY FLEECE 280Gr

Cotton .....80%

Polyester .....20%

**COLOURS**

550 black-black multi

110 white-white multi



550



110

**SIZES**

XS-3XL

006870 – COBRA EDGE SWIPE MR

Unprecedented mix of technology, fit and visibility for the ultimate arena racing goggles; fitted with Swipe anti-fog technology.

Features mirrored lenses.



FEATURES

- Hard Lenses
- Mirrored Lenses
- Japanese Rubber
- Interchangeable Nose Bridge
- Dual Strap
- Small Fit
- 10x Lasting anti-fog

MATERIALS

- Lens: Polycarbonate
- Seal: Japanese TPE
- Strap: Silicone



105  
aqua-white-Fireflow

002507 – COBRA ULTRA SWIPE MR

The most advanced arena racing goggles with temples for maximum stability and an iconic hydrodynamic design. Now featuring the best antifog technology available, that can be reactivated with a simple gesture and lasts 10 times longer.



FEATURES

- Hard Lenses
- Mirrored Lenses
- Japanese Rubber
- Interchangeable Nose Bridge
- Dual Strap
- Small Fit
- 10x Lasting anti-fog

MATERIALS

- Lens: Polycarbonate
- Seal: Japanese TPE
- Strap: Silicone



102  
aqua-white-Fireflow

## 1E368 – PRINT 2


For intensive training, with style.  
Less wrinkles, maximum fit and great hydrodynamics.  
Superior comfort, fit, and elasticity.

### FEATURES

Pvc Free  
Wrinkle Free  
Extra comfort

### MATERIALS

100% Silicone



269  
Fireflow - white

## 006272 – SPIKY III BACKPACK 45 ALLOVER

Top loading design to maximize space and easily stuff your essentials; mesh compartments to keep moisture under control and padded, breathable back panel for no-sweat transport. It blooms with its fresh and fun allover prints!

### Dimensions:

H50 x L36 x W27cm (45 l)

### MATERIALS

100% Polyester

### FEATURES

**Reinforced** Bottom  
**Free Swimbag** Inside  
**Water repellent** Fabric  
**Mesh front** pocket  
**Mesh side** pockets



126  
Fireflow - white



[arenasport.com](https://arenasport.com)